


Your New Health Savings Account from Avidia Bank & BPC

Enclosed is everything you need to help you learn how to use your HSA.

Let's get started!



BPC

Avidia Bank

Congratulations!

Thank you for opening a Health Savings Account (HSA) with Avidia Bank. Our goal is to provide an affordable and convenient approach to begin saving for your medical expenses. We provide personal customer service as well as online and mobile access to a BPC WealthCare Portal containing tutorials, tools and other valuable resources.

Sticking to the basics

A Health Savings Account (HSA) enables you to save, invest and spend funds for qualified medical expenses on a tax-advantaged basis. Unused funds roll over from year to year and continue to grow tax-free.

HSA Eligibility Recap

To be eligible to open and contribute to an HSA you must meet all of the following criteria, as defined by the IRS for 2018:

- You are covered by a Qualified High Deductible Health Plan (QHDHP).
*The minimum required deductibles for an QHDHP cannot be less than:
Individual: \$1,350 Family: \$2,700*
- The maximum out-of-pocket expenses are capped for individual and family coverage.
*The maximum out-of-pocket limits are:
Individual: \$6,650 Family: \$13,300*
- You are not covered by another non-qualified health care plan, such as a health plan sponsored by your spouse's employer, Medicare or TriCare.
- Flexible Spending Account (FSA) participation is restricted to dental, vision, or post-deductible medical expenses.
- You cannot be claimed as a dependent on another individual's tax return.

What's next?

This Welcome Kit provides an overview of how your HSA works, including accessing your account online, contributing and using your funds, maximizing contributions and utilizing online tools within the BPC WealthCare Portal. You will receive the following material shortly:

- Welcome letter with your account number
- Welcome e-mail with login instructions
- HSA debit card (within 10 business days)

Use this kit to get started

Now that your account is open, you can begin making deposits as well as using funds to pay for qualified medical expenses.

Read through this guide for helpful hints and guidance on how to take control of your health care costs and begin saving for your future medical expenses.

Services available to you

- View online account balance and transaction information.
- Track expenses for tax reporting purposes.
- Print forms and documents relating to your accounts.
- Find educational material to help you understand your HSA.
- Call our customer support any time with questions and issues.



For more detailed information visit
mywealthcareonline.com/bpcinc
or contact us at 800-355-2350

Managing Your Account Made Simple

Online or on the go, the BPC WealthCare Portal puts you in control. Once registered, select “Log In” and navigate to “My Accounts” to get started! If you have any questions, feel free to contact BPC at 800-355-2350.

Online Services Available to You

You are getting much more than just an HSA, we are providing a suite of services through the BPC WealthCare Portal that will simplify your account. With a single user ID and password you gain access to the following features:

- View account and investment balances
- Access to current and historical activity and balances
- Mobile and tablet access if you are on the go
- Graphs and reports to monitor contribution limits
- “Shoe Box” to record and upload related medical receipts
- Easy to use Bill Pay feature
- Enroll for e-Statements
- Establish account alerts
- Report and re-issue lost or stolen debit cards
- View owner and beneficiary information
- Utilize contribution feature to set up electronic transfers
- Integrated investment option
- Access to online videos, calculators and other useful tools
- Single point of access for your HSA

On The Go!

Save time and hassles with the BPC Benefits Mobile App. Check your balances, transactions, and claim details for all your reimbursement accounts.

Easy and Convenient

- Designed to work just as other iOS apps, making it easy to learn and use
- Shares user authentication with the BPC WealthCare Portal. Registered users can download the app and log in immediately to gain access to their benefit accounts, with no need to register their phone.

Connects You with Details

- Check available balances 24/7
- View account activity
- Drill into claim transactions for your HSA

It's Secure

No sensitive account information is ever stored on your mobile device and secure encryption is used to protect all transmissions.

Bill Pay Features:

- One time or recurring payments
- Schedule future dated payments
- Make expedited payments
- Receive e-bills
- Categorize payments
- Create reports
- Establish alerts
- Set up reminders

Your HSA is easy to manage!

An array of mutual funds, including an interest-bearing account, gives you competitive investment choices.*

HSA contributions can be swept into investment accounts when they meet the necessary account balance threshold.*

HSA deposits are FDIC insured by Avidia Bank, a \$1.1 billion mutual bank, specializing in the management of HSAs.

*-Are not insured by the FDIC

-Are not deposits or other obligations of Avidia Bank and are not guaranteed by Avidia Bank; and, -Are subject to investment risks, including possible loss of principal invested.

Contributing is a SNAP!

Contributing funds lowers your taxable income allowing you to build a “nest egg” for future health care expenses. Contributions to your HSA may be made by you, your employer or anyone; however the preferred tax treatment will only be realized by you.

You can contribute money to your account in several convenient ways including:

Direct Deposit – Direct deposit can be facilitated through the BPC WealthCare Portal by your employer or by your payroll provider. These contributions can be deducted from your paycheck on a pre- or post-tax basis depending upon your employer’s benefit program.

Funds Transfer – Within the BPC WealthCare Portal you can make one-time electronic transfers from other financial institutions. They are fast and easy!

Account Transfer – If you have an existing Health Savings Account or IRA, you may be eligible to either Rollover or Transfer the funds to your new HSA. Required forms are available within the BPC WealthCare Portal or you may contact Avidia Bank for further assistance.

2018 HSA Contribution Limits

Single: \$3,450 Family: \$6,900

2018 Catch Up Contributions

Participants age 55 or older may make additional contributions above the set HSA maximum.

Single: \$1,000 Family: \$1,000

Maximizing Your Contributions

As you decide how much to contribute, it’s important to note that contributing the maximum allowable amount helps you to get the most from your HSA. At the very least, you’ll want to contribute enough to cover anticipated healthcare expenses and contributions may be made until April 15 for the previous calendar year. Additionally, if you are 55 or older, you are allowed to make a \$1,000 catch up contribution. The tax advantages of an HSA make it a powerful long-term savings vehicle.

Keep in mind that HSA contribution limits established by the IRS may change each year and you must not over contribute to avoid adverse tax consequences.



A Great Savings Example:

A contribution of \$50 a month over 25 years:

Tax savings	Balance
\$4,148	\$21,876

Increase the contribution to \$200 a month over 25 years:

Tax Savings	Balance
\$16,590	\$87,502

Max. Family Contribution of \$6,550 a year over 25 years:

Tax Savings	Balance
\$45,277	\$245,972

Does this sound complicated? Well don’t worry, there are tools within the BPC WealthCare Portal that will help you monitor your contributions and help prevent over contributing. Please contact us if you have questions at 800-355-2350. We are here to help.

Paying for Healthcare the Easy Way

Because you have enrolled in a Qualified High Deductible Health Plan, you no longer have to submit claims or wait to be reimbursed for medical expenses. With your HSA, accessing your funds to pay for qualified medical expenses is simple and tax free. When you need access, the following options are available:

BPC Benefits Debit Card – Whether you are at the doctor’s office or pharmacy, simply swipe your card and you’re done. Additionally if you are paying by mail, phone or online just provide your BPC Benefits debit card number to complete your transaction.

Checks – If you prefer to write checks, they can be ordered while opening your account at no charge and provide an alternative payment method. Although this is a conventional approach, you can’t go wrong by writing a check.

Bill Pay – Within the BPC WealthCare Portal you can enroll for the Bill Pay feature. Once enrolled you can add your payees.

Reimbursing Yourself – If you do not have enough funds in your HSA or prefer to pay out-of-pocket for qualified medical expenses, then keep your receipts. Later on you can choose to reimburse yourself.

Qualified Medical Expenses

Qualified medical expenses are those directly related to the alleviation or prevention of physical or mental illness. Amounts paid for over-the-counter drugs are no longer qualified medical expenses unless prescribed by a doctor. This requirement does not apply to expenses such as insulin and diabetic supplies, bandages, band-aids or contact lens supplies. Expenses generally can be for yourself, your spouse, or your dependent children regardless of whether they are covered by your health plan. HSA funds can be used to pay for qualified medical expenses such as:

- Medical Care
- Vision
- Physicals
- Dental
- Prescription
- Chiropractic
- Deductible Payments
- Medical Equipment
- Certain Health Care Premiums (Cobra, LTC, Medicare A/B/C/D)



Keep Great Records!

Keep track of your expenses and payments by using the BPC WealthCare Portal to see balances, view transactions, create reports and upload receipts. Also, based upon your health plan, some of your expenses may apply toward your deductible. If you use your HSA funds for non-qualified medical expenses, and are under the age of 65, you may incur a 20% penalty and owe income taxes on the amount used. However, qualified medical expenses remain tax free after age 65.

For additional information on how to use your funds, manage your expenditures, using Bill Pay, re-ordering a BPC Benefits Debit Card or help in determining if an expense is qualified, please visit mywealthcareonline.com/bpcinc or call us at 800-355-2350.

HSA Investment Options & Tax Advantages

Since your HSA is a tax-exempt account, it makes sense to use it to its fullest by making regular contributions. During the year, if you don't use all of your HSA funds they roll over for future use.

Once your HSA reaches the \$1,000 balance threshold, within the BPC Wealthcare Portal you can self enroll for the Devenir investment account* (Figure 1). Based upon your objectives, there are 13 Mutual Funds to select from.

You can use the transfer feature within the portal to move funds between the investment and transactional component of your HSA.

HSAs Offer a Triple Tax Advantage

- 1. Money goes in tax-free** - Most employers offer a payroll deduction plan that allows you to make contributions to your HSA on a pre-tax basis. The deduction is deposited into your HSA prior to taxes being applied to your paycheck, making your savings immediate. You can also contribute to your HSA post-tax and recognize the same tax savings by claiming the deduction when filing your annual taxes.
- 2. Money comes out tax-free** - Eligible medical purchases can be made tax-free when you use your HSA. You can also pay out-of-pocket for eligible medical expenses and then reimburse yourself from your HSA. You can use your benefits debit card, online bill pay or write a check.
- 3. Earn interest tax-free** - The interest on HSA funds grows on a tax-free basis. Unlike most savings accounts, interest earned on an HSA is not considered taxable income when the funds are used for eligible medical expenses.

The only time you may pay taxes or penalties on your HSA funds is if you make a non-eligible purchase or if you contribute more than the yearly maximum contribution limit. However, both circumstances can be corrected free of tax penalties by April 15 of the following calendar year.

How can an HSA help secure my retirement?

Participation in an HSA allows you to invest both pre- and post-tax dollars to prepare for retirement. Although your funds can be used to pay for immediate healthcare expenses tax-free, you can also save the money for healthcare expenses later in life. Whether you withdraw the money tomorrow, five years from now, or in retirement, funds use for qualified healthcare expenses are always tax-free.

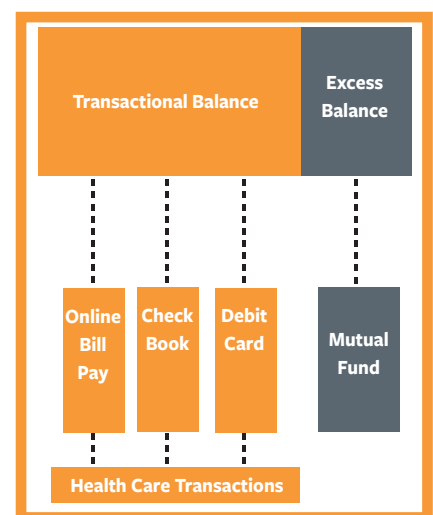
Who is Devenir?*

- Devenir is the leading HSA Investment advisor in the country
- As an HSA pioneer, Devenir has gained a wealth of experience and deep understanding of the HSA market.
- Devenir features clients of all sizes, ranging from small community banks to Fortune 500 companies.
- Devenir's primary focus is to provide investment solutions for HSA accounts.
- The combination of Devenir's size and experience provides an economies of scale allowing for the elimination of sales loads typically found in other HSA mutual fund offerings.

*-Are not insured by the FDIC

-Are not deposits or other obligations of Avidia Bank and are not guaranteed by Avidia Bank; and,

-Are subject to investment risks, including possible loss of principal invested.



(Figure 1)

Managing Your Account and Other Helpful Suggestions

You are in complete control of your HSA. Here is some helpful information to assist in managing your account:


Adding Authorized Signers or Beneficiaries – For your convenience we have provided easy to complete on-line forms.-

Transferring Funds to Your HSA – If you would like to transfer or rollover funds from an existing HSA or IRA, we provide easy-to-follow on-line forms.

Tax Information – At year end, Avidia Bank will send you the following:

- 1099 SA – Received by January 31 and shows your annual distributions
- 5498 SA – Received by May 31 and shows your annual contributions

When you receive these forms and you feel there is an error, please contact Avidia Bank at 800-508-2265. We will work with you to make corrections and provide a corrected form.



BPC WealthCare Portal allows 24/7 access to:

- Account balances and history
- Deposit and withdrawal capabilities
- Important forms and documents
- Up-to-date history
- Recent news and benefits updates
- Account statements
- Investment options

Thank you!

We are proud to serve as your HSA administrator. We appreciate your business and look forward to providing you the highest level of service and support. Our goal is to ensure that you maximize the benefits of participating in a Health Savings Account. To that end, we are constantly seeking ways to provide a better customer experience. Please let us know if there is anything we can do to improve the level of service.

HSA Plan Service Provider:

BPC
2110 Clearkale Blvd., Suite 200
Champaign, IL 61826
800-355-2350
www.bpcinc.com

HSA Custodian:

Avidia Bank
42 Main St
Hudson, MA 01749
Tel – 800-508-2265 (7x24)
Email – hsa@avidiaibank.com
www.hsavidiaibank.com

Top Ten Reasons to Have an Avidia Bank HSA

- 1 Triple Tax-Advantaged:**
Contributions are tax-free, potential interest gains accumulate tax-free and distributions are tax-free when used to pay for qualified medical expenses.
- 2 Flexible:**
Funds can be used for non-medical expenses. At age 65, any remaining HSA funds can be withdrawn for non-medical reasons without penalty. Ordinary income tax will be charged on the money withdrawn for non-medical reasons.
- 3 Portable:**
You own all HSA account funds. Unlike an FSA, the accumulated balance in the account rolls over from year to year. Accounts move with you even if you change employment or retire.
- 4 Convenient:**
The BPC Benefits Debit Card provides you with an easy and convenient way to access HSA contributions. Paper checks are provided as well.
- 5 Independence:**
Employers prefer the long-term viability of an independent administrator. The relationship the employer has with their HSA administrator or HSA custodian remains consistent, along with all plan processes and resources, even if the employer switches to a different insurance plan.
- 6 Savings solution for future health needs:**
Unused contributions accumulate and can be saved and used for future medical expenses or to supplement retirement income. For example, unused funds can be used to pay COBRA or other medical insurance premiums during periods of unemployment or temporary layoff.
- 7 Customized banking solutions:**
Our world-class custodial partner, Avidia Bank, is a mutual, FDIC-insured financial services provider that specializes in delivering Internet-enabled banking services to groups nationwide. This partnership enables us to provide clients with a customized banking experience via <<TPA Website>>.
- 8 Investment options:**
You can select from a spectrum of investment options to match your preferred investment style. Investments are offered through Devenir*.
- 9 Record keeping:**
Process HSA deposits and withdrawals, post transactions, prepare and distribute bank statements and perform year end reporting.
- 10 Monthly Statements:**
Sent when the account has any activity (Quarterly Statements are sent to all account holders regardless of activity). Statements are delivered electronically or in a paper format based on your preference.

Advantages of an HSA

No use-it-or-lose-it rule

*Never pay taxes on money used for eligible medical expenses
Provides an excellent savings vehicle for healthcare expenses*

Portable account

*-Are not insured by the FDIC
-Are not deposits or other obligations of Avidia Bank and are not guaranteed by Avidia Bank; and,
-Are subject to investment risks, including possible loss of principal invested.

BPC

800-355-2350 | bpcinc.com